




Uniblitz® VLM1B

Board-Level Interface Module for FS Series Shutters



Overview

The Uniblitz FS series shutters do not require a driver for operation (only +5V to open and 0V to close), so for applications that require remote operation of the shutter from a TTL signal or USB interface, the VLM1B Interface Module is available. As a board-level component, it is highly suitable for integration into an optical system. This device also offers an optional Electronic Sync interface along with a SYNC Output BNC. Additionally, the device can be operated using a USB interface which will use the computer's power to operate the VLM1B and the attached shutter.

Need Support? Please [visit our website](http://www.uniblitz.com) or email us at info@uniblitz.com.

Tel: 585-385-5930 | Toll-Free: 800-828-6972 | Fax: 585-385-6004 | 803 Linden Ave. Rochester, NY 14625

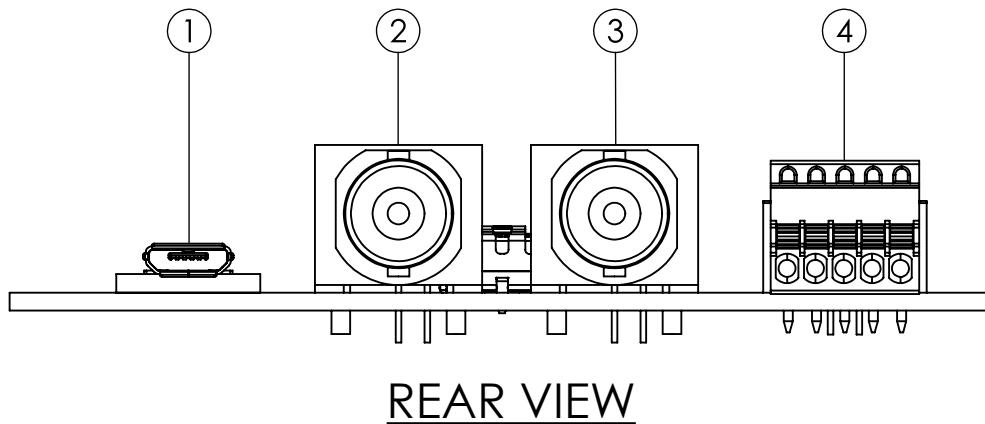
Updated 1/21 | Datasheet Version 5.0 | ©2021 Vincent Associates

What's Included

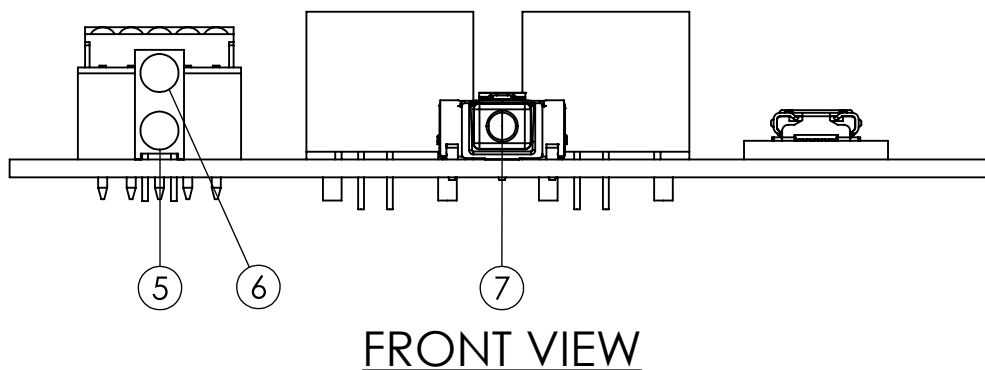
- VLM1B Board-Level Interface Module
- Manual (included on flash drive)
- Micro Screwdriver (to install shutter leads)

Features and Functionality

Rear Panel



Front Panel



- 1. USB/Power Input:** +5VDC 0.5A min
(Compatible with the USB5 +5VDC 1A wall adapter). A USB interface cable (USB A 2.0 to USB Micro B) can be used with the USB5 wall adapter, or it can be connected to a computer to supply power and data.
- 2. Pulse Input BNC** for shutter control via a +5V TTL signal – pulse width determined exposure time. Active High or Active Low (default) is selectable with an internal jumper.
- 3. Sync Output BNC** for shutters equipped with electronic sync systems. Active High (default) or Active Low is selectable with an internal jumper.
- 4. 5-Pin Pluggable Spring Terminal** for shutter termination and sync system interface. The flying leads from the FS series shutters can connect directly to this terminal (no adapter is necessary).
- 5. LED Power Indicator**
- 6. LED Sync Status Indicator** (if shutter is equipped with a sync system)
- 7. Manual Shutter Open/Close Switch:**
Push to open and push again to close the shutter. A green LED on the push-button indicates when the driver is active.



Technical Drawing - VLM1B Layout

