



## FieldMaxII Family

### Laser Power and Energy Meters



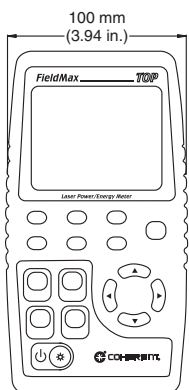
#### Features

- FieldMaxII-TOP, -TO and -P models
- Large, bright, backlit LCD display
- Digital accuracy with analog-like movement for laser tuning
- Works with thermopile, optical, and pyroelectric sensors
- Measures energy up to 300 pps
- Intuitive button-driven user interface
- USB interface with complete host control capability
- Analog output with selectable full-scale voltage (1, 2, and 5V)
- LabVIEW drivers, applications software, ActiveX DLL server components
- Portable AC/DC operation
- Rechargeable battery pack
- Compact, rugged enclosure with stand

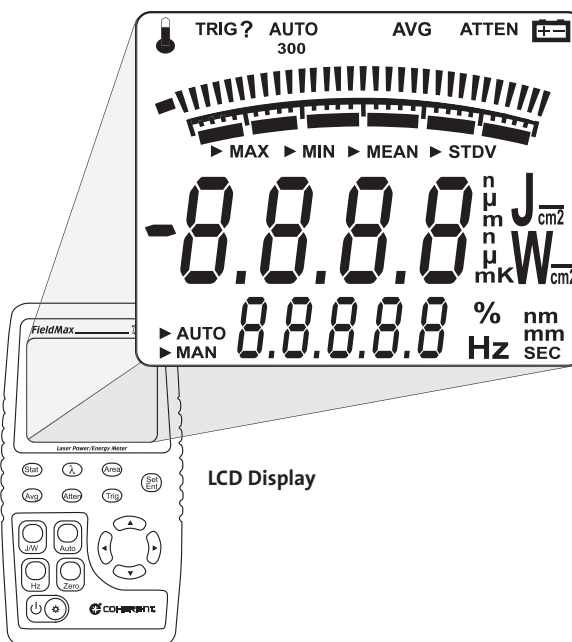
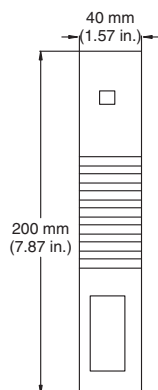
#### Mechanical Specifications

FieldMaxII-TOP

Front View




Side View



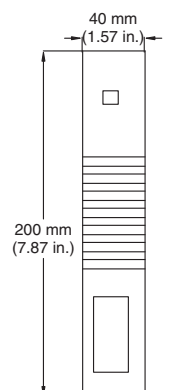
LCD Display

FieldMaxII-TO & -P

Front View



Side View



Superior Reliability & Performance

FieldMax™II Family

Laser Power and Energy Meters

Device Specifications	FieldMaxII-TOP	FieldMaxII-TO	FieldMaxII-P
Function	Power and energy	Power	Energy
Measurement Resolution (%)	0.1 of full-scale		
Measurement Range	Sensor dependent - reference sensor specifications		
Accuracy			
Digital Meter (%)	±1.0 ±2LSD		
System	Meter accuracy + sensor accuracy		
Analog Output (%)	±1.0		
Uncertainty (%)	±1.0		
Power Sampling Rate (Hz)	10	10	—
Maximum Pulse Rep. Rate (Hz)	300	—	300
Display (mm)	58 x 73, fixed-segment LCD with backlight		
Digital Tuning Indicator (msec)	100 time constant		
Statistics	Mean, max., min., standard deviation		
PC Interface	USB 1.1		
Analog Output (VDC)	0 to 1, 2, or 5 (selectable)		
Internal Trigger	2 to 20% of full-scale, selectable	—	2% to 20% of full-scale, selectable
Temperature			
Operating Range	5 to 40°C		
Storage Range	-20 to 70°C		
Instrument Power (VAC)	100 to 240, 50/60 Hz		
Instrument Batteries	Rechargeable NiMH battery pack		
Regulations Met	CE, RoHS, WEEE		
Dimensions (H x W x D)	200 x 100 x 40 mm, 0.5 kg (7.87 x 3.94 x 1.57 in.)		
Weight	0.5 kg (1.1 lbs.)		
Controls & Connections			
Front Panel			
PWR	Toggle power switch and backlight		
HZ	Display repetition rate	—	Display repetition rate
J/W	Select joules or watts mode	—	—
ZERO	Reset ambient offset for thermal and optical sensors	—	Zero stats
AUTO	Engage auto-ranging with power sensors	—	—
STAT	Display statistics: mean, max., min., standard deviation	—	—
AVG	Engage display averaging	—	—
λ	Enter wavelength and engage wavelength compensation	—	—
ATTEN	Enter attenuation factor and engage attenuation	—	—
AREA	J/cm <sup>2</sup> (fluence) W/cm <sup>2</sup> (power density)	W/cm <sup>2</sup> (power density)	J/cm <sup>2</sup> (fluence)
HOLD	—	Holds displayed values on screen	—
TRIG	Select trigger level with energy sensors	—	Select trigger level with energy sensors
SETUP/LOCAL	Set and enter button/Takes local control of meter back from PC	—	—
ARROW KEYS	Manually control range; Select Stats parameter; Select and change numerical values	—	—
Left Side Panel	Power jack USB PC interface port Analog output		
Right Side Panel	DB-25 sensor port		
Part Number (RoHS)*	1098580	1098579	1098581

\* Meter supplied with NiMH rechargeable battery pack, power cord, AC adapter, USB cable (1.8m), RCA-to-BNC analog output adapter, user manual, installation CD with FieldMaxII PC and drivers, soft carrying case, and certificate of calibration.

Coherent follows a policy of continuous product improvement. Specifications are subject to change without notice.

Coherent's FieldMaxII meters are compliant with the EU Restriction of Hazardous Substances (RoHS) and Waste Electrical and Electronic Equipment (WEEE) Directives. They also meet the intent of Directive 89/336/EEC for Electromagnetic Compatibility (CE). CE compliance was demonstrated per testing to EN61326 Electromagnetic Compatibility Product Family Standard for Measurement, Control and Laboratory Equipment.

Coherent offers a Limited Warranty for all FieldMaxII meters. For full details of this warranty coverage, please refer to the "Warranty Information for Instruments" webpage under the Service section of our website at [www.Coherent.com](http://www.Coherent.com) or contact your local Sales or Service representative.