



Single-Frequency High-Power Nanosecond Laser

PULSELAS™-A-1064-10W-SF



The **PULSELAS™-A-1064-10W-SF** is a powerful, diode-pumped, single-frequency, nanosecond laser system which delivers 1 mJ pulse energy at 10 kHz pulse repetition rate. It operates at the fundamental wavelength of 1064 nm. Frequency conversions to 532 nm, 355 nm and 266 nm wavelengths are optional. The distinctive features of this laser like near-transform-limited spectral width, simultaneously high average and peak powers, diffraction-limited output beam, etc. make it an ideal choice for numerous scientific and industrial applications, including optical meteorology, interferometry, high-resolution laser spectroscopy, fiber communications, single pulse holography and many others. The Ethernet connection allows easy access and control of the laser system even in remote, hard-to-reach or hazardous areas.

Features

- **Single frequency** (single longitudinal mode)
- **High-energy** nanosecond pulses
- **< 40 MHz** spectral width
- Nearly **bandwidth transform-limited** pulses
- **1 mJ** pulse energy at 1064 nm wavelength
- **10 W** average power at 1064 nm wavelength
- **80 kW** peak power at 1064 nm wavelength
- Nearly **diffraction-limited** beam quality
- Optionally available **532, 355 and 266 nm**
- Remote control via Ethernet

Applications

- High-Resolution Laser Spectroscopy
- Nonlinear Frequency Conversion
- Fiber Bragg Grating Fabrication
- Optical Meteorology
- Remote Sensing
- Interferometry
- Lithography
- Holography

Technical Specifications: Typical Values**OPTICAL CHARACTERISTICS**

Parameter	Unit	Fundamental	Harmonics (optional)		
Wavelength	nm	1064	532	355	266
Pulse Energy	mJ	1	0.45	0.25	0.08
Pulse Width	ns	< 12	10	< 10	< 10
Peak Power	kW	> 80	> 38	> 25	8
Average Power	W	10	4.5	2.5	0.8
Spectral Width	MHz	< 40	< 50	< 50	< 50
Repetition Rate	kHz	10 ¹⁾	10 ¹⁾	10 ¹⁾	10 ¹⁾
Power Stability	% rms	1 ⁴⁾	4	7	8
Beam Quality, M²	nm	< 1.2	< 1.4	< 1.6	< 1.6
Beam Diameter (1/e²)	mm	1.4 (±10%) ²⁾	Available on request		
Beam Divergence	mrad	1.0 (±10%)	Available on request		
Beam Ellipticity	%	> 90	Available on request		
Spatial Beam Profile			TEM ₀₀		
Pulse-to-CW			1:150		
Average Power Contrast			> 1:10,000 on request		
Pulse-to-CW			1:15x10 ⁶		
Peak Power Contrast			> 1:10x10 ¹⁰ on request		
Polarization (linear)		> 100:1	> 10 ⁴ :1	> 10 ⁵ :1	> 10 ⁵ :1
CW Single Frequency Monitor		Optional ³⁾			

MECHANICAL CHARACTERISTICS

	Dimensions	Weight
Laser Head	344 x 120 x 600 mm ³	11 kg
Laser Diode Driver	483 x 89 x 341 mm ³	8 kg
Recirculating Chiller	483 x 132 x 615 mm ³	14 kg

GENERAL CHARACTERISTICS

Power Requirements	100 – 240 V AC
Power Consumption	max. 600 W
Operating Temperature Range	20 °C – 28 °C
Laser Head Cooling	Closed loop water chiller
Typical Warm-Up Time ⁴⁾	< 5 min (95% of typical power)
Humidity	max. 70%, non-condensing
Sync Out	TTL
Remote Control	Ethernet (LAN), RJ-45

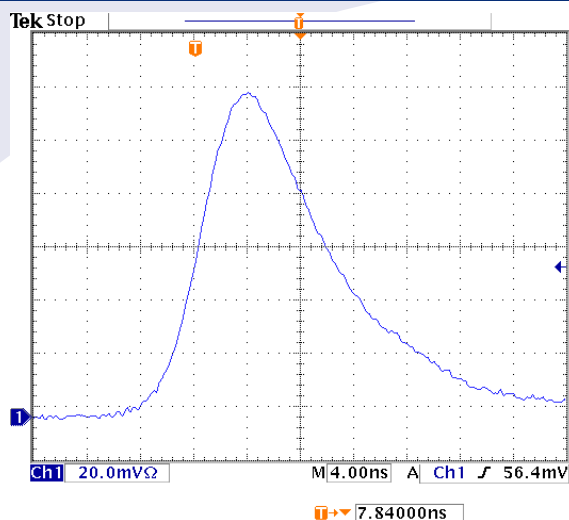
Note: ¹⁾ Other repetition rates are available on request.

²⁾ Beam expansion is available on request.

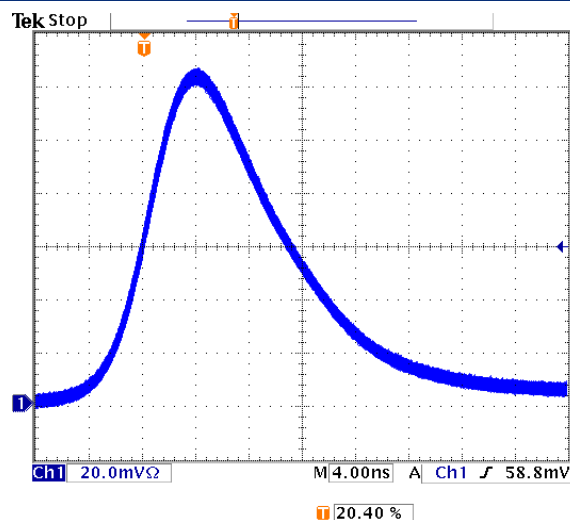
³⁾ 5 mW CW single frequency free space beam.

⁴⁾ For full power and stability the warm-up time is 30 min.

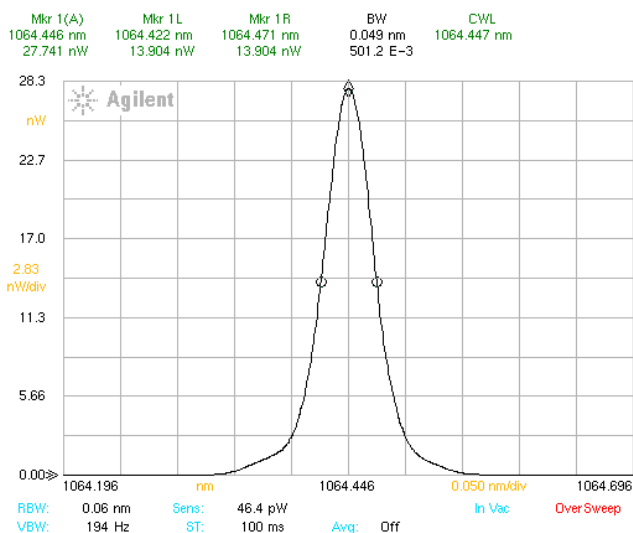
Performance of PULSELAS™-A-1064-10W-SF: Typical Values



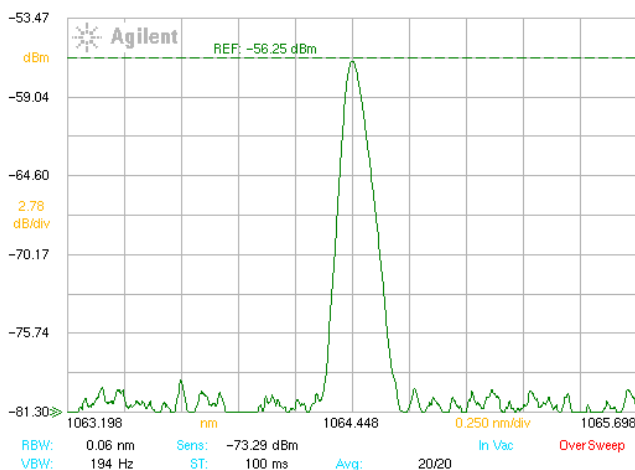
Pulse form at 1064 nm wavelength: Single shot.



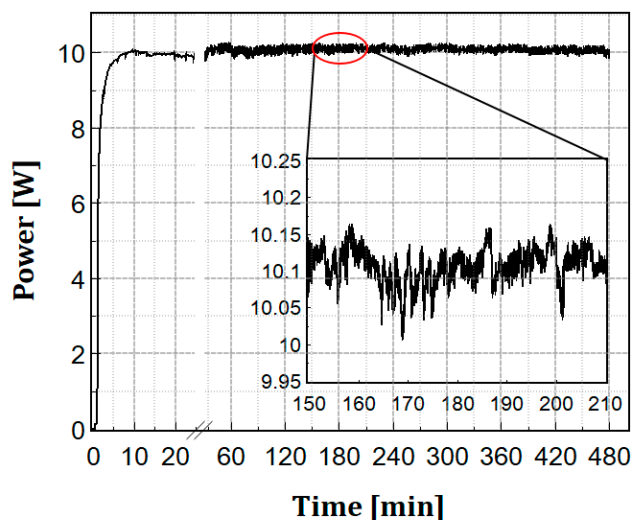
Pulse form at 1064 nm wavelength: 10^5 pulses.



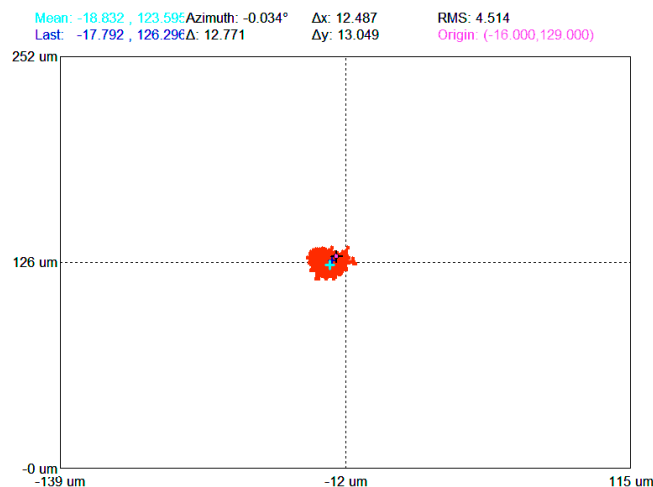
Laser output spectrum: Linear scale.
The measured spectral width is instrument-limited.



Laser output spectrum: Logarithmic scale.
Side-mode suppression is better than -25 dB.

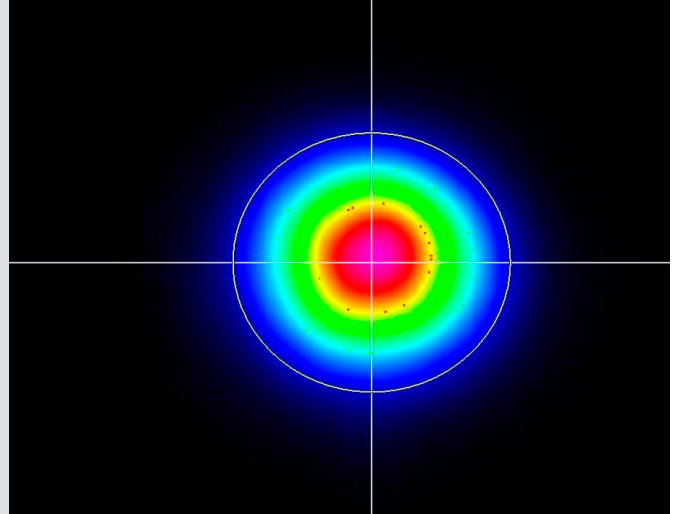
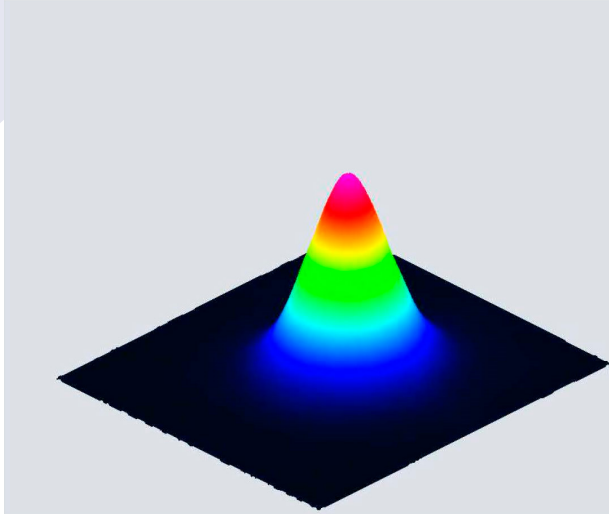


Long-term stability of laser output power at 1064 nm.

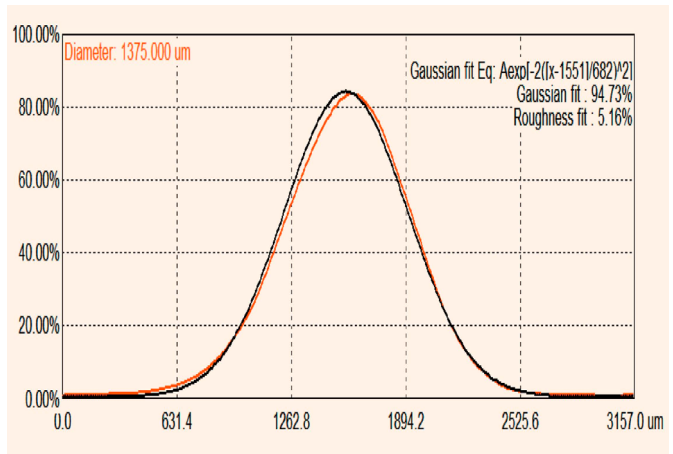
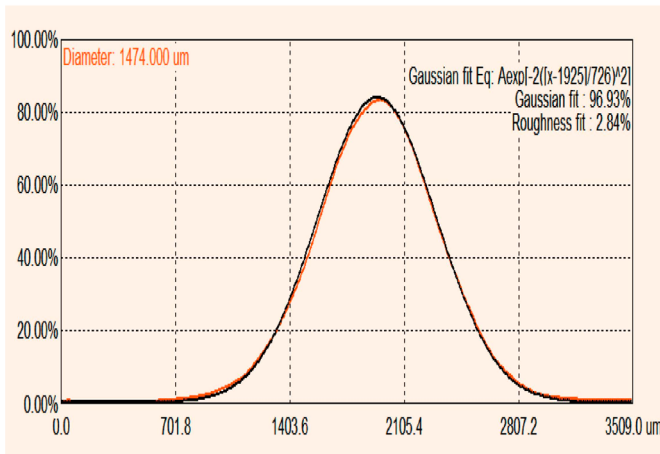


Beam pointing stability at 1064 nm.

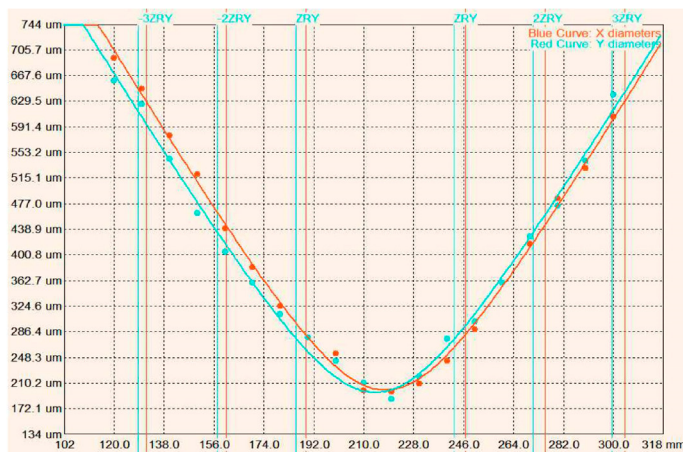
Performance of PULSELAS™-A-1064-10W-SF: Typical Values



3D and 2D 1064 nm far-field beam profile measured at ~300 mm distance after laser output.



Beam cross-sections in the horizontal and vertical planes and Gaussian fits.



Beam quality measured according to ISO 11146 standard.

$$M^2_{eff} = 1.01$$

$$Div_{eff} = 1.08 \text{ mrad}$$

$$BPP_{eff} = 0.338 \text{ mrad*mm}$$

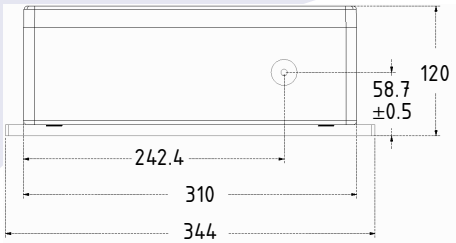
$$Z_{0,eff} = 396 \text{ mm}$$



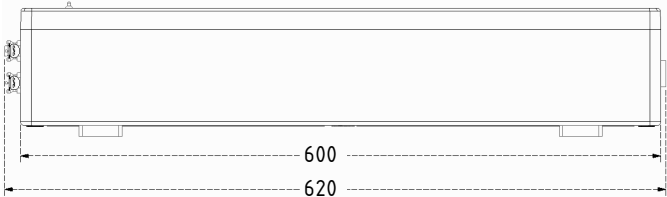
Single-Frequency High-Power Nanosecond Laser: PULSELAS™-A-1064-10W-SF

Outline Drawings of PULSELAS™-A-1064-10W-SF

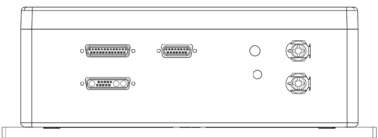
Dimensions in mm



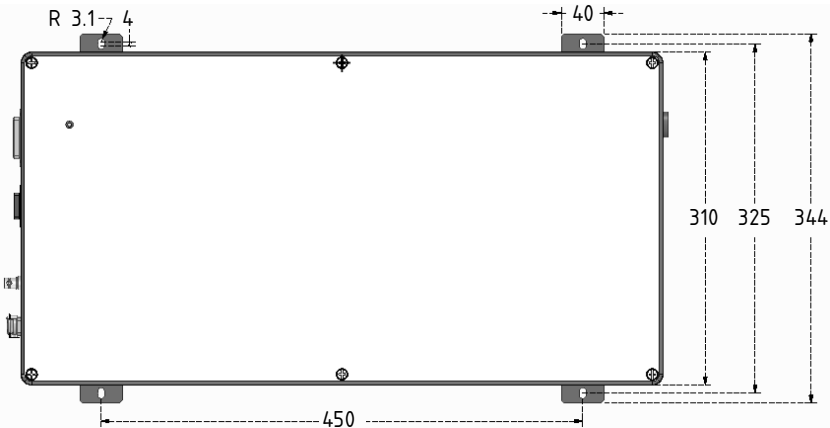
Front View



Side View



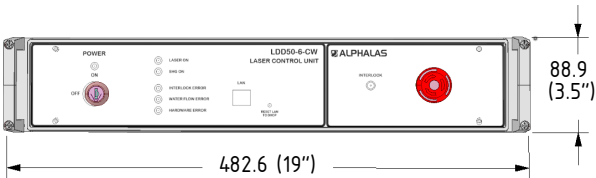
Rear View




Top View

Outline Drawings of Laser Diode Driver: LDD50-6-CW

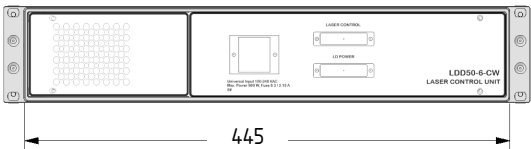
Dimensions in mm



Front View



Side View



Rear View



**DANGER – VISIBLE AND INVISIBLE
LASER RADIATION**
AVOID EYE OR SKIN EXPOSURE TO
DIRECT OR SCATTERED RADIATION
CLASS 4 LASER PRODUCT
IEC / EN 60825-1

ALPHALAS GMBH
Bertha-von-Suttner-Str. 5
D-37085 Goettingen
Germany

TEL +49 - 551 - 77 06 147
FAX +49 - 551 - 77 06 146
E-MAIL sales@alphalas.com
WEB www.alphalas.com

LASERS, OPTICS, ELECTRONICS
MADE IN GERMANY
WWW.ALPHALAS.COM



Options and further specifications are available upon request. Specifications in this data sheet are subject to change without notice. No responsibility for typing or printing errors. ALPHALAS GmbH reserves the right to make changes without further notice to any products herein. ALPHALAS GmbH makes no warranty, representation or guarantee regarding the suitability of its products for any particular purpose, nor does ALPHALAS GmbH assume any liability arising out of the application or use of any product, and specifically disclaims any and all liability, including without limitation consequential or incidental damages. "Typical" parameters that may be provided in ALPHALAS GmbH data sheets and/or specifications can and do vary in different applications and actual performance may vary over time. All operating parameters, including "Typicals", must be validated for each customer application by customer's technical experts. ALPHALAS GmbH products are intended for expert users only. ALPHALAS GmbH products are not designed, intended, or authorized for use in medical, surgical or any other human *in vivo* applications, or for any other application in which the failure of the ALPHALAS GmbH product could create a situation where personal injury or death may occur. Therefore, ALPHALAS GmbH products must not be used in such applications. Furthermore, ALPHALAS GmbH products must not be used in critical applications (e.g. in life support systems, in aviation, in nuclear facilities, in weapon systems, in safety or security systems, etc.). ALPHALAS GmbH products must not be used where damage to property may occur.